

WELCOME TO THE CONSTRUCTION CLOUD™ — THE NEXT GENERATION OF THE EDGE™

VERSION 12

In today's world, being more efficient is more important than ever. The cloud version of The EDGE™, called Construction Cloud™, can help. Working from the cloud gives you added security and helps you spend more time estimating and less on network troubleshooting.

HERE'S HOW IT WORKS

1. You install industry-leading The EDGE software on your PC as you do now.
2. All of your bids and manufacturer databases are located in the cloud giving you 24/7 access and the ability to always have the latest changes.
3. With an Internet connection, log in to The EDGE Estimator and you're good to go. It's that simple.

We Make All Infrastructure and Technology Updates for You, and Zero Troubleshooting for Your IT Team

Network troubleshooting is a thing of the past.

The Estimating Edge handles all maintenance, such as infrastructure security patches. Your IT team no longer needs to spend time fixing network conflict issues.

Your Data Is More Secure than on Your Network with Construction Cloud Powered by IBM

The cloud is all about replication. Your data is stored on large servers in multiple geographic locations and maintained by industry leader IBM. The cloud is built on redundancy—your data won't ever be lost or deleted. The IBM Cloud maintains strict regulatory security and compliance; your data has the highest level of protection.

Increased Security. Data breaches aren't just a big company issue. Companies of all sizes get hacked all the time. Whether it's computer intrusions, such as malware that deploys viruses, data theft by third parties or employee theft, or even accidental web/Internet exposure, you can be confident that your jobs are safe with the #1 leader in Cloud Security.

Backup. Data stored in the cloud is backed up in multiple ways—adding yet another level of security and ensuring your data is available when you want it. You can be assured that your data won't be lost.

Only The EDGE™ provides a complete estimating solution — Takeoff and Cost Estimating in just one software application

Flexibility—You Have Choices

The EDGE Keys Are a Thing of the Past. With the cloud version, a key is no longer needed since each user has a unique username and password. You can still track who made changes and when, but with greater control. Plus, users don't need to use the physical security device in their USB ports every time they use The EDGE.














Storage on Demand. As your business grows, you may need storage space. It's costly and time consuming for companies to add networks or upgrade personal computers. With the Construction Cloud, the cloud scales with you as you need more or less space.

Private Cloud. Powered by the IBM Cloud, you benefit from a trusted, industry-expert cloud service with options that fit your business.

Anytime, Anywhere Collaboration. If you are using a network, you no longer need to connect through complicated virtual private networks. With the Construction Cloud, you have instant access, and best of all, multiple people can work on the same job.

The Construction Cloud Version Delivers Ease of Use and an Updated Look

With 24/7 anytime, anywhere access, the cloud version features a modern, updated interface. Each screen or task has been reworked to make it quicker and easier to use. Fewer clicks and keystrokes speed the process, giving you more time to work on other tasks. You can do more in less time.

THE CLOUD DELIVERS MORE FOR LESS	PC VERSION	NETWORK VERSION	CLOUD VERSION
Security	 Security is based on your company's firewall.	 Security is based on your company's firewall.	
Shared Database(s)			
Data Backup	Limited. The EDGE saves only the last two user changes.	Limited. The EDGE saves only the last two user changes.	
The EDGE Key			
Multiple Users Work on the Same Estimate at the Same Time			
24/7 Anywhere, Anytime Access		 Limited. Based on how your company set up the databases.	
Decreased IT Resources			 Updates and maintenance are done for you.
Storage on Demand, Scalability			

For over 30 years, The Estimating Edge has been a trusted provider of construction estimating software. Built by tradesmen, for tradesmen, The EDGE™ Estimator is designed around the user workflow and has many features other solutions do not have. Reduce your risk and use it to perform a takeoff and create an estimate—all from one software application.

561-276-9100 | www.edgeestimating.com

©2018 The Estimating Edge LLC. All rights reserved. The E logo and The Estimating Edge are registered trademarks and The EDGE is a trademark of The Estimating Edge LLC. 0118-2